

# Pliers




## STANDARD RETAINING RING PLIERS

Rotor Clip Standard Retaining Ring Pliers are made of high carbon, heat treated steel and produced to exacting QC specifications. They feature stop and return springs for problem-free installation/removal of retaining rings. This eliminates overspreading of external retaining rings, and speeds the assembly/removal of internal retaining rings by orienting plier to exact location of lug holes. And Rotor Clip retaining ring pliers have exclusive air-cushioned handles.

## RATCHET RETAINING RING PLIERS

Assemble large retaining rings up to 10" in diameter with ease and comfort using Rotor Clip Ratchet Pliers. Spring loaded mechanisms compress or expand large rings through gradual "steps." Plier locks at the desired size without continued pressure on the handles.

(Note: Ratchet Pliers do not include plier tips, which must be purchased separately.)



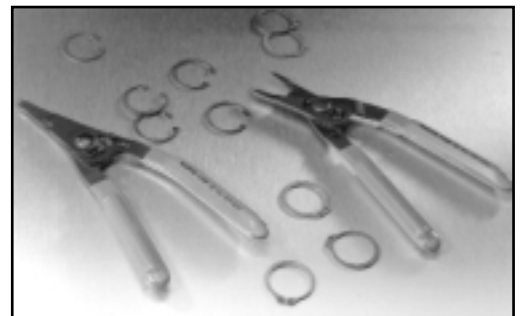
## CONVERTIBLE RETAINING RING PLIERS

Convert quickly and easily from internal to external pliers and back again. This two-in-one capability is cost effective and ideal for handling a variety of applications with a minimum number of tools. Simply move the screw to the other hole and tighten with finger pressure to convert quickly to an internal/external plier.

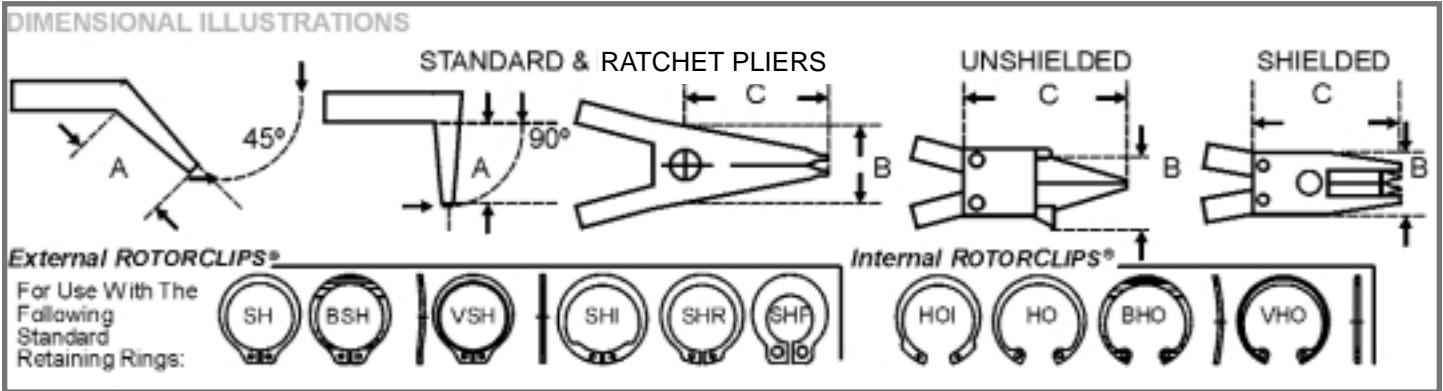
## ERGONOMIC RETAINING RING PLIERS

Rotor Clip ergonomic retaining ring pliers provide the following features:

- **LONGER GRIPS** - Spread forces across the handle for comfort and ease of use.
- **CURVED HANDLE** - Delivers 30% more force as the same effort applied to a standard plier.
- **STOP** - Can be set to prevent overspreading of external (shaft) retaining rings; can be set to line up with lug holes of internal (housing) rings for fast, smooth installation.
- **AIR CUSHIONED HANDLES** - "Give" during use for comfort and ease of use.



# Standard Pliers



**TABLE 1: INTERNAL PLIERS**

Ring Series/Size Range				ROTOR CLIP PLIERS	45° TIP PLIERS	90° TIP PLIERS	GENERAL DIMENSIONS (inches)						
HO-BHO-VHO							Weight lbs.	Tip Dia.	Tip Length A	Clearance		Length Std. Tip	Width
FROM	THRU	FROM	THRU	B	C								
-25	-31	-62	-	RPS-100	RPS-104	RPS-109	.15	.025	9/32	7/8	1-7/8	5-1/2	1-7/8
-37	-56	-75	-100	RP-100	RP-104	RP-109	.15	.038	9/32	7/8	1-7/8	5-1/2	1-7/8
-62	-102	-106	-137	RPL-100	RPL-104	RPL-109	.15	.047	9/32	7/8	1-7/8	5-1/2	1-7/8
-106	-175	-143	-200	RP-300	RP-304	RP-309	.17	.070	11/32	7/8	2-1/8	6-7/16	2-1/4
-181	-300	-206	-300	RP-500	RP-504	RP-509	.62	.090	7/16	1-1/8	2-3/4	9	2-1/4

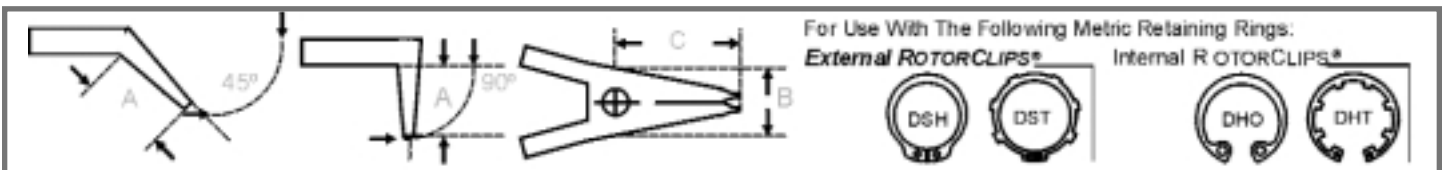
**TABLE 2: EXTERNAL PLIERS**

Ring Series/Size Range						ROTOR CLIP PLIERS	45° TIP PLIERS	90° TIP PLIERS	Weight lbs.	Tip Dia.	Tip Length A	GENERAL DIMENSIONS (inches)			
SH-BSH-VSH												Length Std. Tip	Width		
FROM	THRU	FROM	THRU	FROM	THRU	B	C								
-12	-	-	-	-	-	RP-12	RP-2124	RP-2129	.05	.023	7/32	1/2	1-1/8	5-5/16	1-1/2
-15	-	-	-	-	-	RP-15	RP-2154	RP-2159	.05	.023	7/32	1/2	1-1/8	5-5/17	1-1/2
-18	-23	-	-	-	-	RP-18	RP-2184	RP-2189	.05	.023	7/32	1/2	1-1/8	5-5/18	1-1/2
-25	-66	-50	-78	-39	-47	RP-200	RP-204	RP-209	.15	.038	9/32	1	2	5-1/2	2-1/2
-68	-87	-81	-100	-50	-66	RPL-200	RPL-204	RPL-209	.15	.047	9/32	1	2	5-1/2	2-1/2
-93	-143	-106	-200	-75	-98	RP-400	RP-404	RP-409	.19	.070	11/32	1	2-3/8	7	2-7/8
-150	-350	-215	-334	-	-	RP-600	RP-604	RP-609	.44	.115	7/16	1-1/4	3-1/16	9-1/8	4-1/4

**TABLE 3: EXTERNAL PLIERS FOR SELF-LOCKING RINGS (SHF)**

Ring Series/Size Range			ROTOR CLIP PLIERS	45° TIP PLIERS	90° TIP PLIERS	GENERAL DIMENSIONS (inches)						
SHF						Weight lbs.	Tip Dia.	Tip Length A	Clearance		Length Std. Tip	Width
FROM	THRU	THRU	B	C								
-6	-9		RP-1520S	RP-1524S	RP-1529S	.16	.034	-	3/4	1-1/16	5-1/16	2-5/8
-12	-15		RP-1520M	RP-1524M	RP-1529M	.16	.040	-	3/4	1-1/16	5-1/16	2-5/8
-18	-25		RP-1520L	RP-1524L	RP-1529L	.16	.047	-	3/4	1-1/16	5-1/16	2-5/8
-31	-75		RP-1540	RP-1544	RP-1549	.34	.070	3/8	1	1-11/16	8-7/8	3-7/8

External pliers RP12, RP15 & RP18 are available in the standard version with shielded tips. The 45° and 90° versions are unshielded. Both are equipped with fixed stops to prevent overspreading of the external retaining rings during installation or removal.



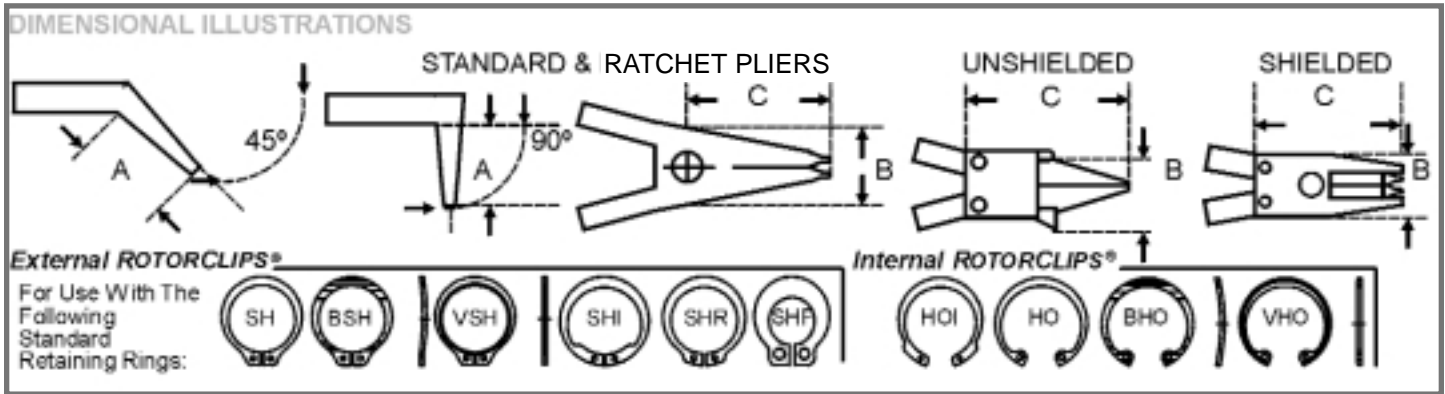
**TABLE 10: METRIC INTERNAL PLIERS**

Ring Series/Size Range				ROTOR CLIP PLIERS	45° TIP PLIERS	90° TIP PLIERS	GENERAL DIMENSIONS (mm)						
DSH (DIN 471), DST (DIN 983)							Weight Kg	Tip Dia. mm	Tip Length A	Clearance		Length Std. Tip	Width
FROM	THRU	FROM	THRU	B	C								
-3	-10			RPA-0	RPA-045	RPA-090	1.0	0.9	8.3	22.2	38.1	141.7	73
-10	-25			RPA-1	RPA-145	RPA-190	1.0	1.3	8.3	22.2	38.1	141.7	73
-19	-60			RPA-2	RPA-245	RPA-290	1.5	1.8	14.0	25.4	51.6	183.1	106.0
-40	-100			RPA-3	RPA-345	RPA-390	3.6	2.3	14.2	29.5	77.7	230.4	111.1
-85	-165			RPA-4	RPA-445	RPA-490	7.1	3.2	20.0	43.2	80.1	303.8	179.6

**TABLE 10: METRIC INTERNAL PLIERS**

Ring Series/Size Range				ROTOR CLIP PLIERS	45° TIP PLIERS	90° TIP PLIERS	GENERAL DIMENSIONS (mm)						
DSH (DIN 471), DST (DIN 983)							Weight Kg	Tip Dia. mm	Tip Length A	Clearance		Length Std. Tip	Width
FROM	THRU	FROM	THRU	B	C								
-3	-10			RPA-0	RPA-045	RPA-090	1.0	0.9	8.3	22.2	38.1	141.7	73
-10	-25			RPA-1	RPA-145	RPA-190	1.0	1.3	8.3	22.2	38.1	141.7	73
-19	-60			RPA-2	RPA-245	RPA-290	1.5	1.8	14.0	25.4	51.6	183.1	106.0
-40	-100			RPA-3	RPA-345	RPA-390	3.6	2.3	14.2	29.5	77.7	230.4	111.1
-85	-165			RPA-4	RPA-445	RPA-490	7.1	3.2	20.0	43.2	80.1	303.8	179.6

# Ratchet Pliers



**TABLE 6: RATCHET PLIERS INTERNAL\*\***

Ring Series/Size Range						PLIERS W/OUT TIPS	STD. TIPS	45° TIPS	90° TIPS	TIP COLOR CODE	Weight lbs.	Tip Dia.	Tip Length A	GENERAL DIMENSIONS (inches)			
HO-BHO-VHO				HOI										CLOSED POSITION			
FROM	THRU	FROM	THRU	Clearance										Length			
				B	C	Std. Tip	Width										
-181	-237	-206	-250	RP-27R	RP-5021R	RP-5023R	RP-5024R	GOLD	.70	.093	15/32	1-3/8	3-13/32	10-5/8	3		
-244	-300	-262	-300	RP-27R	RP-5005R	RP-5007R	RP-5008R	BLACK	.70	.108	15/32	1-3/8	3-13/32	10-5/8	3		
-306	-400	-315	-400	RP-27R	RP-5009R	RP-5012R	RP-5013R	SILVER	.70	.120	15/32	1-3/8	3-13/32	10-5/8	3		
-306	-600	-315	-400	RP-900	RP-7801R	RP-7845R	RP-7890R	BLACK	1.9	.120	1/2	1-3/4	3-1/2	16	3-7/8		
-625	-1000	-	-	RP-1100	RP-71001R	RP-71451R	RP-71901R	BLACK	5.0	.150	1-5/32	1-3/4	4-5/16	28	6-1/2		

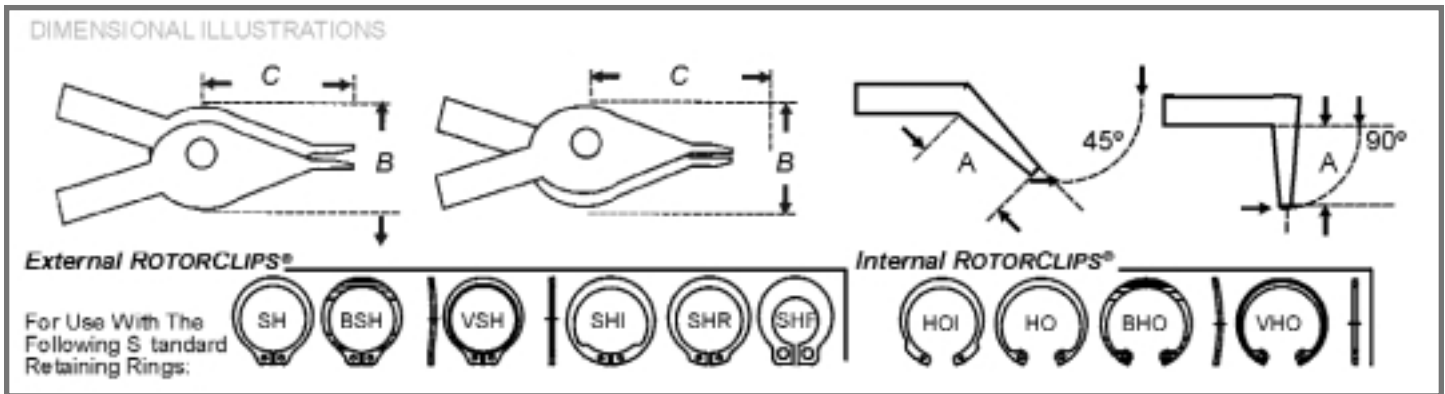
\*\*PLIERS AND PLIER TIPS MUST BE ORDERED TOGETHER TO BE USABLE. TIPS ARE INTERCHANGEABLE FOR INTERNAL AND EXTERNAL USE.

**TABLE 7: RATCHET PLIERS EXTERNAL\*\***

Ring Series/Size Range						PLIERS W/OUT TIPS	STD. TIPS	45° TIPS	90° TIPS	TIP COLOR CODE	Weight lbs.	Tip Dia.	Tip Length A	GENERAL DIMENSIONS (inches)					
SH-BSH-VSH				SHI										SHR		CLOSED POSITION			
FROM	THRU	FROM	THRU	FROM	THRU									Clearance		Length			
						B	C	Std. Tip	Width										
-	-	-	-	-106	-137	RP-28R	RP-5021R	RP-5023R	RP-5024R	GOLD	.70	.093	15/32	1-3/8	3-3/8	10-5/8	4-11/32		
-150	-375	-215	-325	-	-	RP-28R	RP-5009R	RP-5012R	RP-5013R	SILVER	.70	.120	15/32	1-3/8	3-3/8	10-5/8	4-11/32		
-	-	-	-	-150	-175	RP-1000	RP-8002R	RP-8452R	RP-8902R	BLACK	1.9	.108	5/8	2-1/2	3-5/8	14-1/2	13		
-354	-650	-350	-393	-193	-200	RP-1000	RP-7801R	RP-7845R	RP-7890R	BLACK	1.9	.120	5/8	2-1/2	3-5/8	14-1/2	13		
-675	-950	-	-	-	-	RP-1200	RP-68001R	RP-68451R	RP-68901R	BLACK	2.2	.170	1-5/32	2-1/2	4-7/8	18-1/4	14		

\*\*PLIERS AND PLIER TIPS MUST BE ORDERED TOGETHER TO BE USABLE. TIPS ARE INTERCHANGEABLE FOR INTERNAL AND EXTERNAL USE.

# Convertible Pliers



**TABLE 4: CONVERTIBLE PLIERS, INTERNAL RING SERIES**

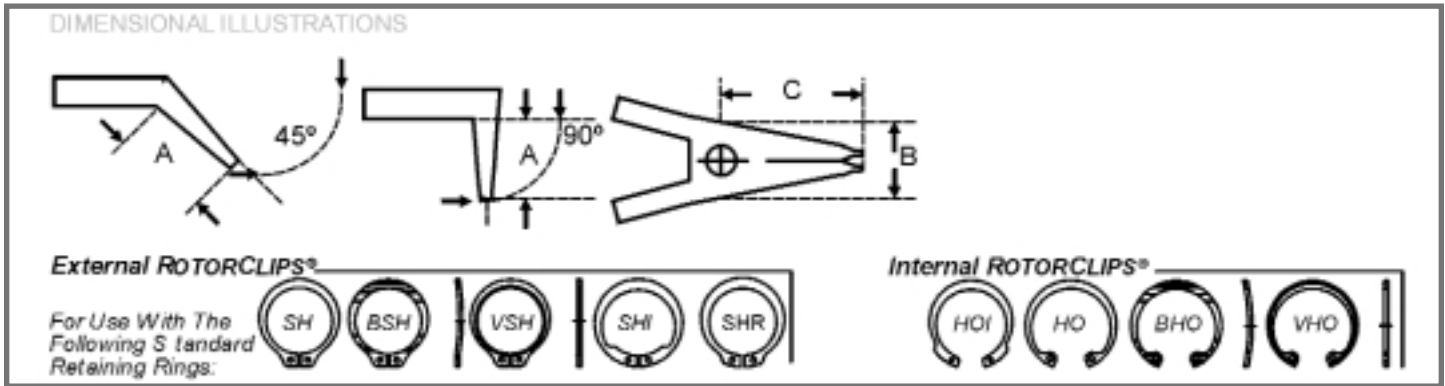
Ring Series/Size Range								GENERAL DIMENSIONS (inches)						
HO-BHO-VHO				HOI				Weight lbs.	Tip Dia.	Tip Length A	CLOSED POSITION			
FROM		THRU		FROM		THRU					Clearance		Length Std. Tip	Width
FROM	THRU	FROM	THRU	FROM	THRU	B	C							
-37	-43	-75	-100	RP-120	RP-124	RP-129	.19	.038	9/32	1-3/16	1-5/8	5-5/8	1-3/4	
-45	-102	-106	-137	RP-320	RP-324	RP-329	.19	.047	9/32	1-3/16	1-5/8	5-5/8	1-3/4	
-106	-175	-143	-200	RP-340	RP-344	RP-349	.45	.070	11/32	1-7/16	1-7/8	7-7/8	3-5/16	
-181	-206	-206	-212	RP-560	RP-564	RP-569	.55	.090	5/8	1-3/4	3	9-1/4	4-1/2	

**TABLE 5: CONVERTIBLE PLIERS, EXTERNAL RING SERIES\***

Ring Series/Size Range								GENERAL DIMENSIONS (inches)										
SH-BSH-VSH				SHI				SHR		SHF		Weight lbs.	Tip Dia.	Tip Length A	CLOSED POSITION			
FROM		THRU		FROM		THRU		FROM		THRU					Clearance		Length	Width
FROM	THRU	FROM	THRU	FROM	THRU	FROM	THRU	FROM	THRU	B	C							
-25	-60	-50	-78	-39	-47	-12	-25	RP-120	RP-124	RP-129	.19	.038	9/32	1-3/8	1-5/8	5-5/8	2-9/16	
-68	-87	-81	-100	-50	-66	-31	-37	RP-320	RP-324	RP-329	.19	.047	9/32	1-3/8	1-5/8	5-5/8	2-9/16	
-93	-143	-106	-200	-75	-98	-43	-75	RP-340	RP-344	RP-349	.45	.070	11/32	1-11/16	1-7/8	7-7/8	3-15/16	
-150	-200	-	-	-	-	-	-	RP-560	RP-560	RP-564	.55	.090	5/8	1-7/8	3	9-1/4	4-1/2	

\*KIT CONTAINS PLIERS LISTED IN TABLES 4&5.

# Ergonomic Pliers



**TABLE 1: ERGONOMIC PLIERS (INTERNAL)**

Ring Series/Size Range						ROTOR CLIP PLIERS	GENERAL DIMENSIONS (inches)							
HO-BHO-VHO		HOI		45° TIP PLIERS	90° TIP PLIERS		Weight lbs.	Tip Dia.	Tip Length A	CLOSED POSITION		Length Std. Tip	Width	
FROM	THRU	FROM	THRU	B	C									
-25	-31	-62	-	EP-100	EP-104	EP-109	.29	.025	9/32	1	2	7.6	1.5	
-37	-56	-75	-100	EP-100	EP-104	EP-109	.29	.038	9/32	1	2	7.6	1.5	
-62	-102	-106	-137	EPL-100	EPL-104	EPL-109	.29	.047	9/32	1	2	7.6	1.5	
-106	-175	-143	-200	EP-300	EP-304	EP-309	.29	.070	11/32	1	2	7.6	1.5	
-181	-300	-206	-300	EP-500	EP-504	EP-509	.54	.090	7/16	1.2	2.75	9	1.8	

**TABLE 2: ERGONOMIC PLIERS (EXTERNAL)**

Ring Series/Size Range						ROTOR CLIP PLIERS	GENERAL DIMENSIONS (inches)								
SH-BSH-VSH		SHI		SHR			45° TIP PLIERS	90° TIP PLIERS	Weight lbs.	Tip Dia.	Tip Length A	CLOSED POSITION		Length Std. Tip	Width
FROM	THRU	FROM	THRU	FROM	THRU		B	C							
-25	-66	-50	-78	-39	-47	EP-200	EP-204	EP-209	.29	.038	9/32	1.1	2.4	8.0	3.4
-68	-87	-81	-100	-50	-66	EPL-200	EPL-204	EPL-209	.29	.047	9/32	1.1	2.4	8.0	3.4
-93	-143	-106	-200	-75	-98	EP-400	EP-404	EP-409	.29	.070	11/32	1.1	2.4	8.0	3.4
-150	-350	-215	-334	-	-	EP-600	EP-604	EP-609	.55	.115	7/16	1.25	3	9.2	4

## TX Applicator - "Easy Guide"


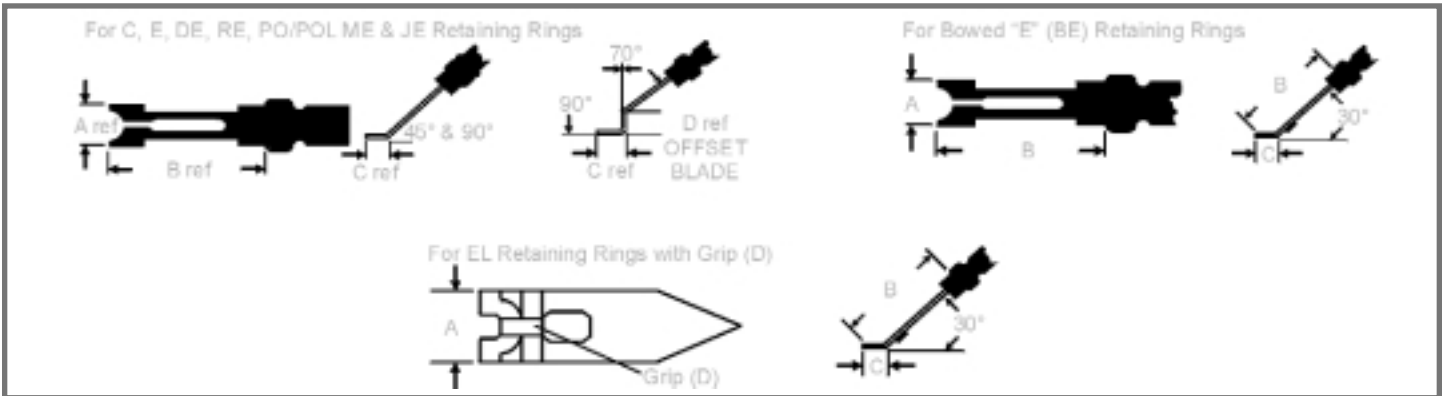
Designed to comfortably fit in the palm of your hand, the lightweight TX Easy Guide allows you to painlessly install Rotor Clip's TX self-locking retaining rings. The nose is constructed from tool steel, a life extending material. Inside is a spring-loaded magnet. This magnet aggressively holds a retaining ring in place during installation. The spring, along with the magnet, retracts into the handle while the tool forces the retaining ring over the shaft.



RING SIZE	EASY-GUIDE TX TOOL #	FOR SHAFT DIA.
TX-9	RP-21104	3/32"
TX-12	RP-21105	1/8"
TX-15	RP-21106	5/32"
TX-18	RP-21107	3/16"
TX-25	RP-21108	1/4"
TX-31	RP-21109	5/16"
TX-37	RP-21110	3/8"
TX-43	RP-21111	7/16"
TX-50	RP-21112	1/2"

Each ring is assigned its own Easy Guide, producing maximum tool performance.

# Applicators



Applicators are designed to install standard radial retaining rings on a shaft. Used with Rotor Clip Dispensers, applicators enable operators to install rings quickly and correctly (ring "snaps" when properly seated in groove.)

- For assembly of Inch/Metric radial retaining rings.
- Heat treated for strength.
- Allows for installation without turning tool.
- For use with Rotor Clip C, E, BE, RE, PO/POL, E, DE, ME and JE Retaining rings.

\*Applicators for Rotor Clip "C" Retaining Rings

RING SIZE	APP. NO.	BLADE WIDTH A	BLADE LENGTH B	TIP LENGTH C	OFFSET D
C-12	A-300	.264	1.438	.375	.375
C-15	A-080	.500	1.438	.375	.375
C-18	A-090	.500	1.438	.375	.375
C-21	A-310	.500	1.438	.375	.375
C-23	A-320	.500	1.438	.375	.375
C-25	A-330	.500	1.438	.375	.375
C-28	A-340	.500	1.438	.375	.375
C-31	A-350	.500	1.438	.375	.375
C-37	A-360	.812	2.218	.593	.625
C-40	A-370	.812	2.218	.593	.625
C-43	A-380	.812	2.218	.593	.625
C-50	A-290	.812	2.218	.593	.625
C-56	A-390	.812	2.218	.593	.625
C-62	A-400	1.125	2.390	.765	.625
C-68	A-410	1.125	2.390	.765	.625
C-75	A-280	1.125	2.390	.765	.625
C-81	A-420	1.125	2.390	.765	.625
C-87	A-430	1.125	2.390	.765	.625
C-93	A-440	1.562	2.625	.969	.625
C-100	A-450	1.562	2.625	.969	.625
C-112	A-460	1.562	2.625	.969	.625
C-125	A-470	1.562	2.625	.969	.625
C-137	A-480	1.562	1.875	1.188	.625
C-150	A-490	1.562	1.875	1.188	.625

Applicators for Rotor Clip "BE/BSE" Retaining Rings

RING SIZE	APP. NO.	BLADE WIDTH A	BLADE LENGTH B	TIP LENGTH C	OFFSET D
BSE-11	A-550	.500	1.375	.375	.375
BE-12	A-551	.500	1.375	.375	.375
BE-14	A-552	.500	1.375	.375	.375
BSE-14	A-553	.500	1.375	.375	.375
BE-15	A-554	.500	1.375	.375	.375
BSE-17	A-555	.500	1.375	.375	.375
BE-18	A-556	.500	1.375	.375	.375
BSE-18	A-557	.500	1.375	.375	.375
BSE-21	A-558	.812	2.156	.625	.625
BE-25	A-559	.812	2.156	.625	.625
BSE-31	A-560	.812	2.156	.625	.625
BE-37	A-561	.812	2.156	.625	.625
BE-43	A-562	.812	2.156	.625	.625
BSE-43	A-563	.812	2.156	.625	.625
BE-50	A-564	1.125	2.250	.750	.875
BE-62	A-565	1.125	2.250	.750	1.000
BSE-74	A-566	1.562	2.469	1.093	1.000
BE-75	A-567	1.562	2.469	1.093	1.000
BE-87	A-568	1.562	2.469	1.093	1.000
BSE-98	A-569	1.875	2.812	1.188	1.188

\*Applicators for Rotor Clip "RE" Retaining Rings

RING SIZE	APP. NO.	BLADE WIDTH A	BLADE LENGTH B	TIP LENGTH C	OFFSET D
RE-9	A-080	.500	1.438	.375	.375
RE-12	A-520	.500	1.438	.375	.375
RE-15	A-120	.500	1.438	.375	.375
RE-18	A-130	.500	1.438	.375	.375
RE-21	A-140	.812	2.218	.593	.625
RE-25	A-160	.812	2.218	.593	.625
RE-31	A-500	.812	2.218	.593	.625
RE-37	A-170	.812	2.218	.593	.625
RE-43	A-270	1.125	2.390	.765	.625
RE-50	A-200	1.125	2.390	.765	.625
RE-56	A-280	1.125	2.390	.765	.625

\*\*Applicators for Rotor Clip "DE" Retaining Rings

RING SIZE	APP. NO.	BLADE WIDTH A	BLADE LENGTH B	TIP LENGTH C	OFFSET D
DE-0.8	A-708	.265	1.438	.375	.375
DE-1.2	A-712	.265	1.438	.375	.375
DE-1.5	A-715	.265	1.438	.375	.375
DE-1.9	A-719	.265	1.438	.375	.375
DE-2.3	A-723	.500	1.438	.375	.375
DE-3.2	A-310	.500	1.438	.375	.375
DE-4	A-340	.500	1.438	.375	.375
DE-5	A-605	.812	2.218	.593	.625
DE-6	A-606	.812	2.218	.593	.625
DE-7	A-607	.812	2.218	.593	.625
DE-8	A-608	.812	2.218	.593	.625
DE-9	A-609	1.125	2.390	.765	.625
DE-10	A-610	1.125	2.390	.765	.625
DE-12	A-612	1.562	2.625	.969	.625
DE-15	A-615	1.562	2.625	.969	.625
DE-19	A-619	1.875	2.844	1.188	.625

\*45°, 90° and Offset applicators for C, E and RE retaining rings - Replace the last "0" of the applicator designation with a "4" (45°), "9" (90°), or "7" (Offset.) (Ex., A-304, A-309, A-307, etc.)

\*\*45°, 90° and Offset applicators for DE, DC, PO/POL, EL, JE and ME retaining rings - To the end of the applicator designation, add a "4" (45°), "9" (90°), or "7" (Offset.) (Ex., A-7084, A-7089, A-7087, etc.)



# Applicators continued

\*\*Applicators for Rotor Clip  
"PO/POL" Retaining Rings

RING SIZE	APP. NO.	BLADE WIDTH A	BLADE LENGTH B	TIP LENGTH C	OFFSET D
PO-15	A-815	.500	1.438	.375	.625
PO-18	A-818	.812	2.218	.593	.625
PO-25	A-825	.812	2.218	.593	.625
PO-31	A-831	.812	2.218	.593	.625
PO-37	A-837	1.125	2.390	.765	.625
PO-43	A-843	1.125	2.390	.765	.625
PO-50	A-850	1.125	2.390	.765	.625
POL-15	A-915	.500	1.438	.375	.625
POL-18	A-918	.812	2.218	.593	.625
POL-25	A-925	.812	2.218	.593	.625
POL-31	A-931	.812	2.218	.593	.625
POL-37	A-937	1.125	2.390	.765	.625
POL-43	A-943	1.125	2.390	.765	.625
POL-50	A-950	1.125	2.390	.765	.625

\*Applicators for Rotor Clip  
"E" Retaining Rings

RING SIZE	APP. NO.	BLADE WIDTH A	BLADE LENGTH B	TIP LENGTH C	OFFSET D
E-4	A-010	.265	1.438	.375	.250
SE-6	A-020	.265	1.438	.375	.375
YE-6	A-030	.500	1.438	.375	.375
E-6	A-040	.265	1.438	.375	.375
SE-9	A-050	.500	1.438	.375	.375
E-9	A-510	.500	1.438	.375	.375
SE-11	A-060	.500	1.438	.375	.375
E-12	A-050	.500	1.438	.375	.375
SE-14	A-080	.500	1.438	.375	.375
YE-14	A-090	.500	1.438	.375	.375
E-14	A-070	.500	1.438	.375	.375
E-15	A-100	.500	1.438	.375	.375
SE-17	A-110	.500	1.438	.375	.375
SE-18	A-130	.500	1.438	.375	.375
E-18	A-120	.500	1.438	.375	.375
SE-21	A-140	.812	2.218	.593	.625
E-25	A-150	.812	2.218	.593	.625
SE-31	A-160	.812	2.218	.593	.625
SE-37	A-290	.812	2.218	.593	.625
E-37	A-170	.812	2.218	.593	.625
E-43	A-180	.812	2.218	.593	.625
SE-43	A-190	.812	2.218	.593	.625
E-50	A-200	1.125	2.390	.765	.625
E-62	A-210	1.125	2.390	.765	.625
SE-74	A-220	1.562	2.625	.969	.625
E-75	A-230	1.562	2.625	.969	.625
E-87	A-240	1.562	2.625	.969	.625
SE-98	A-250	1.875	2.844	1.188	.625
SE-118	A-260	1.875	2.844	1.188	.625

\*Applicators for Rotor Clip  
"ME" Retaining

RING SIZE	APP. NO.	BLADE WIDTH A	BLADE LENGTH B	TIP LENGTH C	OFFSET D
ME-1	A-010	.265	1.438	.375	.375
ME-2	A-040	.265	1.438	.375	.375
ME-3	A-050	.500	1.438	.375	.375
ME-4	A-100	.500	1.438	.375	.375
ME-5	A-120	.500	1.438	.375	.375
ME-6	A-140	.812	2.218	.593	.625
ME-7	A-150	.812	2.218	.593	.625
ME-8	A-290	.812	2.218	.593	.625
ME-9	A-608	.812	2.218	.593	.625
ME-10	A-170	.812	2.218	.593	.625
ME-11	A-180	.812	2.218	.593	.625
ME-12	A-609	1.125	2.390	.765	.625
ME-13	A-200	1.125	2.390	.765	.625
ME-15	A-612	1.125	2.390	.969	.625
ME-16	A-210	1.125	2.390	.765	.625
ME-22	A-240	1.125	2.625	.969	.625

\*\*Applicators for Rotor Clip  
"EL" Retaining Rings

RING SIZE	APP. NO.	BLADE WIDTH A	BLADE LENGTH B	TIP LENGTH C
EL-9	A-109	.438	2.188	.375
EL-12	A-112	.438	2.188	.375
EL-18	A-118	.625	2.188	.563
EL-25	A-125	.750	2.188	.625
EL-31	A-131	1.000	2.625	.750
EL-37	A-137	1.125	2.625	.813
EL-43	A-143	1.125	2.625	.938

\*\* An EL applicator consists of a tool and a grip. Replacement grips may be purchased without replacing the tool by using these order numbers.

**\*\*Replacement Grips  
For "EL" Applicators**

EL-9	A-109G
EL-12	A-112G
EL-18	A-118G
EL-25	A-125G
EL-31	A-131G
EL-37	A-137G
EL-43	A-143G

\*\*Applicators for Rotor Clip  
"JE" Retaining Rings

RING SIZE	APP. NO.	BLADE WIDTH A	BLADE LENGTH B	TIP LENGTH C	OFFSET D
JE-2.5	A-050	.500	1.438	.375	.375
JE-3	A-070	.500	1.438	.375	.375
JE-4	A-340	.500	1.438	.375	.375
JE-5	A-605	.812	2.218	.593	.625
JE-6	A-606	.812	2.218	.593	.625
JE-7	A-607	.812	2.218	.593	.625
JE-8	A-608	.812	2.218	.593	.625
JE-12	A-612	1.562	2.625	.969	.625

\*\*Applicators for Rotor Clip  
"DC" Retaining Rings

RING SIZE	APP. NO.	RING SIZE	APP. NO.
DC-3	A-545	DC-22	A-583
DC-4	A-546	DC-23	A-584
DC-5	A-547	DC-24	A-585
DC-6	A-548	DC-25	A-586
DC-7	A-549	DC-26	A-587
DC-8	A-570	DC-28	A-588
DC-9	A-571	DC-30	A-589
DC-10	A-572	DC-32	A-590
DC-11	A-573	DC-35	A-591
DC-12	A-574	DC-36	A-592
DC-13	A-575	DC-38	A-593
DC-14	A-576	DC-40	A-594
DC-15	A-577	DC-42	A-595
DC-16	A-578	DC-45	A-596
DC-17	A-579	DC-48	A-597
DC-18	A-580	DC-50	A-598
DC-19	A-581	DC-52	A-599
DC-20	A-582	DC-55	A-600

Please contact Technical Sales  
for DC applicator specifications.  
1-800-557-6867.

## Heavy Duty Applicator Handles



For Installation of Large PO/POL Retaining Rings (Sizes -62 to -100)

Install large PO/POL retaining rings quickly and safely. Features an applicator blade affixed to a heavy-duty handle. Plastic grip enables you to hold tool steady as you strike the rear of the tool with a hammer/mallet to install the ring. Shield at top prevents injury.

RING SIZE	APP. NO.	BLADE WIDTH
PO-62	A-862	1.125
PO-75	A-875	1.562
PO-100	A-810	1.875
POL-62	A-962	1.125
POL-75	A-975	1.562
POL-100	A-910	1.875

# Dispensers



For Dispensing of Radially-Installed  
C, E/SE, RE, PO/POL, DE, ME and JE Retaining Rings.


Rotor Clip retaining ring dispensers feature "rail" over which a stack of retaining rings can be slipped. Once in position, they can be "dispensed" one at a time using a retaining ring applicator for ease of installation. Two such models are available to meet your particular dispensing needs:

**Spring Rail (SD)** dispensers are competitively priced and offer significant improvements (like more rail capacity and durable construction) on existing designs.

**The Heavy Duty (D)** is a more permanent version which features replaceable parts and can be permanently affixed to your work station.

### Features:

- Sturdy, Industrial-Quality Construction.
  - Fast, Easy Loading.
  - Accept Tape-Stacked Rings.
  - Precise, Single Ring Ejection.
  - Longer Rail For More Capacity.
- Part and Tool Number Stamped on Dispenser for Fast, Easy Identification of Tool and Corresponding Ring.
- Powder Metal Coating for a Durable, No-Rust Finish (Spring Rail Dispenser, Only.)



HEAVY-DUTY DISP.		SPRING-RAIL DISP.	
RING SIZE	DISP. NO.	RING SIZE	DISP. NO.
C-12	D-10	C-12	SD-20
C-15	D-20	C-15	SD-20
C-18	D-30	C-18	SD-30
C-21	D-40	C-21	SD-40
C-23	D-50	C-23	SD-50
C-25	D-60	C-25	SD-60
C-28	D-70	C-28	SD-70
C-31	D-80	C-31	SD-80
C-37	D-90	C-37	SD-90
C-40	D-100	C-40	SD-100
C-43	D-110	C-43	SD-110
C-50	D-120	C-50	SD-120
C-56	D-130	C-56	SD-130
C-62	D-140	C-62	SD-140
C-68	D-150	C-68	SD-150
C-75	D-160	C-75	SD-160
C-81	D-170	C-81	SD-170
C-87	D-180	C-87	SD-180
C-100	D-190	C-100	SD-190
C-112	D-200	C-112	SD-200

HEAVY-DUTY DISP.		SPRING-RAIL DISP.	
RING SIZE	DISP. NO.	RING SIZE	DISP. NO.
SE-6	D-390	SE-6	SD-390
YE-6	D-460	YE-6	SD-460
E-6	D-210	E-6	SD-210
SE-9	D-330	SE-9	SD-395
E-9	D-220	E-9	SD-220
SE-11	D-400	SE-11	SD-400
SE-12	D-231	SE-14	SD-405
SE-14	D-230	E-12	SD-230
E-12	D-230	YE-14	SD-465
YE-14	D-465	E-14	SD-240
E-14	D-240	E-15	SD-250
E-15	D-250	SE-17	SD-410
SE-17	D-410	SE-18	SD-415
SE-18	D-350	E-18	SD-260
E-18	D-260	SE-21	SD-416
SE-21	D-360	E-25	SD-270
E-25	D-270	SE-31	SD-420
SE-31	D-420	SE-43	SD-430
SE-37	D-608	E-37	SD-280
E-37	D-280	E-43	SD-290
E-43	D-290	SE-74	SD-440
SE-43	D-430	E-50	SD-300
E-50	D-300	E-62	SD-305
E-62	D-160	SE-98	SD-450
SE-74	D-440	E-75	SD-310
E-75	D-310	E-87	SD-320
E-87	D-320		
SE-98	D-450		

HEAVY-DUTY DISP.		SPRING-RAIL DISP.	
RING SIZE	DISP. NO.	RING SIZE	DISP. NO.
RE-9	D-330	RE-9	SD-330
RE-12	D-340	RE-12	SD-340
RE-15	D-350	RE-15	SD-350
RE-18	D-260	RE-18	SD-355
RE-21	D-360	RE-21	SD-360
RE-25	D-270	RE-25	SD-365
RE-31	D-370	RE-31	SD-370
RE-37	D-280	RE-37	SD-375
RE-43	D-380	RE-43	SD-380
RE-50	D-300	RE-50	SD-385
RE-56	D-150	RE-56	SD-386

HEAVY-DUTY DISP.		HEAVY-DUTY DISP.	
RING SIZE	DISP. NO.	RING SIZE	DISP. NO.
JE-2.5	D-330	ME-2	D-210
JE-3	D-240	ME-3	D-230
JE-4	D-757	ME-4	D-250
JE-5	D-758	ME-5	D-260
JE-6	D-759	ME-6	D-360
JE-8	D-761	ME-7	D-270
JE-12	D-730	ME-8	D-370
		ME-9	D-690
		ME-10	D-280
		ME-11	D-290
		ME-12	D-660
		ME-13	D-300
		ME-15	D-672
		ME-16	D-160
		ME-22	D-320

HEAVY-DUTY DISP.		SPRING-RAIL DISP.	
RING SIZE	DISP. NO.	RING SIZE	DISP. NO.
PO-15	D-800	PO-15	SD-800
PO-18	D-810	PO-18	SD-810
PO-25	D-820	PO-25	SD-820
PO-31	D-830	PO-31	SD-830
PO-37	D-840	PO-37	SD-840
PO-43	D-850	PO-43	SD-850
PO-50	D-860	PO-50	SD-860
POL-15	D-900	POL-15	SD-900
POL-18	D-910	POL-18	SD-910
POL-25	D-820	POL-25	SD-920
POL-31	D-930	POL-31	SD-930
POL-37	D-840	POL-37	SD-940
POL-43	D-950	POL-43	SD-950
POL-50	D-960	POL-50	SD-960

HEAVY-DUTY DISP.		SPRING-RAIL DISP.	
RING SIZE	DISP. NO.	RING SIZE	DISP. NO.
DE-1.2	D-712	DE-1.5	SD-715
DE-1.5	D-715	DE-1.9	SD-719
DE-1.9	D-719	DE-2.3	SD-723
DE-2.3	D-723	DE-3.2	SD-732
DE-3.2	D-732	DE-4	SD-704
DE-4	D-410	DE-5	SD-705
DE-5	D-360	DE-6	SD-706
DE-6	D-360	DE-7	SD-707
DE-7	D-607	DE-8	SD-708
DE-8	D-608	DE-9	SD-709
DE-9	D-610	DE-10	SD-610
DE-10	D-610	DE-12	SD-612
DE-12	D-612		